

# ***EXPORT DIVERSIFICATION: A POLICY PORTFOLIO APPROACH***

by

**Paul Brenton  
Richard Newfarmer  
Peter Walkenhorst**

Paper Presented to the Growth Commission Conference on Development

Yale University

September 2007

## **Abstract**

While diversification of exports is often a desirable trade objective, it is far from clear how best to promote it. This paper builds on recent studies to argue that a narrow approach to export diversification -- perhaps focusing solely on discovery or promoting manufactures -- may miss other important opportunities for driving export growth that are now available in the global economy. We review several forms of diversification including: (i) expanding the range of markets into which existing products are sold (geographic diversification); (ii) upgrading the quality of existing products, including agricultural exports; and (iii) taking advantage of opportunities to expand exports of services. All three turn out to be potentially important and largely unexploited. They offer opportunities for cost-effective positive policies. We therefore argue for a portfolio of policies -- with emphasis tailored to a country's position in the global market -- that is sufficiently flexible to address issues related to the incentive regime, the efficiency of backbone services, and the effectiveness of support institutions.

---

The authors work in the International Trade Department, The World Bank. The findings, interpretations, and conclusions expressed in this study are entirely those of the authors. They do not necessarily represent the view of the World Bank, its Executive Directors, or the countries they represent.

## Export Diversification: A Policy Portfolio Approach

Achieving strong economic growth is critical to objectives regarding poverty reduction in low income countries. Spence (2007) presents the consensus view that “probably the most important feature of sustained high growth is that it involves leveraging the demand and resources of the global economy”. Jones and Olken (2007) find that growth take-offs are strongly associated with large and steady expansion of international trade. While Berg *et al* (2006) conclude that, in addition to stimulating growth, trade liberalization is also important in sustaining growth, especially when accompanied by competitive exchange rates.<sup>1</sup>

Export diversification is widely seen as a positive trade objective in sustaining economic growth. Diversification makes countries less vulnerable to adverse terms of trade shocks by stabilizing export revenues (Ghosh and Ostry, 1994), makes it easier to channel positive terms of trade shocks into growth, knowledge spillovers and increasing returns to scale, creates learning opportunities that lead to new forms of comparative advantage (Pineres and Ferantino, 2000). The issue is not that exports are concentrated but that they are usually concentrated on homogeneous products with individual exporting countries facing a highly inelastic demand curve such that changes in global supply translated into significant price volatility with low income countries often suffering terms of trade shocks that adversely affect investment and even consumption (see Jansen, 2004). Moreover, volatility in income terms of trade has depressed long-term growth (Lutz and Singer 1994; Easterly and Kraay, 2000). Indeed, though the evidence is not universal, several cross country studies have shown that greater diversification is correlated with more rapid growth of per capita income (see Lederman and Maloney, 2007 and Hesse, 2007).

If diversification is a positive trade objective, it is far from clear how best to promote it. This paper builds on recent studies to argue that a narrow approach to export diversification and growth that focuses solely on increasing exports of particular types of products, such as manufactures, or which targets one particular phase of the export cycle, may miss other important opportunities for driving export growth that are now available in the global economy. In particular diversification can also take the form of (i) diversifying the range of markets into which existing products are sold (geographic diversification); (ii) upgrading the quality of existing products, including agricultural exports diversifying the range of markets into which existing exports are sold; (iii) and (iii) taking advantage of opportunities to expand exports of services. We therefore argue for a portfolio of policies – with emphasis tailored to a country’s niche in the global market.

Effective export growth and competitiveness strategies need to be framed in a context in which the global economy is highly dynamic. Three developments frame diversification opportunities in the new global economy: the increasing spread and importance of global production chains; rapid growth of new sources of demand in large emerging economies, such as Brazil, China and India; and the increasing importance of trade in services driven by rising incomes and the outsourcing of more and more services

activities. The first two sections below focus on merchandise export diversification; a subsequent section takes up services.

### **Export cycles: Policies toward the “discovery” phase**

Products typically follow a path from birth, rapid growth through market expansion, maturity and then senescence as new technologies push consumers into replacement products. Products for exports follow a similar pattern (see Wells, 1971, Fenstra and Rose, 2000). “Discovery” is the first phase of the export cycle, when a firm realizes it can profitably sell a new product abroad, and is thus critical for diversification into new products. Hausmann and Rodrik (2003) contend that firms in developing economies tend under-invest in discovery because would-be first movers into export markets fear their initially high returns would be eroded by subsequent new entry, resulting in an under-investment in searching for new export activities. A policy corollary is that governments can usefully deploy industrial policies by subsidizing initial entrants so as to stimulate discovery of new higher productivity products and hence diversification.

Klinger and Lederman (2004) find that overall export diversification increases at low levels of development. They create a model to test the hypothesis that the threat of imitation inhibits the rate of “discovery”. They proxy barriers to entry by using the average time it takes to register a formal firm (from the *Doing Business* surveys of the World Bank), and find that indeed the higher are administrative barriers to registering a firm, the more appearances of new exports in the portfolio of developing countries -- this higher barrier to entry protects successful incumbents and provides reward to investment in discovery. Rather than increase barrier to entry to promote exports – an obviously inefficient policy -- they deduce that some type of subsidy to the discovery process is warranted, presumably through a carefully designed industrial policy.

However, there are reasons to examine these conclusions carefully before embarking on this policy path. First, it is not clear that aggregate data affecting all markets apply equally across industries and hence to the individual industry failing to export. Second, it is not clear methodologically that time to register a firm is an adequate proxy for barriers to entry; it would seem existing producers in the same or related product lines would be the most logical entrants, and their firms are already registered; moreover, barriers to entry – in absolute cost advantages, scale or product differentiation – vary enormously across product lines, and it is not clear that a single proxy should apply the similarly to all. Third, and more importantly, imitating entry may have the opposite effect; anecdotal evidence and an increasingly voluminous literature suggests that imitating entry broadens the market through agglomeration and industrial level economies of scale affecting key inputs and lowers transportation costs for all firms in the industry. In fact, an earlier strand of literature stressed the importance of economies of agglomeration. In this view, the presence of a critical mass of firms producing similar products or using common inputs allowed firms to move down the long-run cost curve and expand and diversify exports. In Peru, for example, the fact that initially successful asparagus producers demonstrated the industry’s viability attracted many new farmers

into the industry, and the greater scale lowered costs of transportation, standards administration, and logistics for all farmers. In Kenya, pioneer call center operators reported to us that new entry would help them by widening the pool of available, flexible labor to respond to fluctuating demand. The main constraints seemed to be that the high cost of telecommunications that constrained entrepreneurs to niche markets and whose small aggregate profits discouraged new entry and expansion.

Irrespective of whether the market failure in the birth phase of exports is private underinvestment in discovery for fear of rapid imitative entry or impeded export expansion absent imitative entry with attendant economies of agglomeration, compatible policy responses can be designed to cope with both. If lack of discovery is a genuine problem, then public efforts to improve access to information about technologies and markets as well as subsidies and investment in up-stream innovation capacities can aid the process. Similarly, imitative investment can be encouraged to attain economies of scale through policies to promote market broadening, perhaps by establish “clusters” via subsidized infrastructure, transportation or marketing arrangements.

### **Export cycles: Policies to support the “acceleration” phase**

Even if market failures constrain discovery or birth of new products, policy makers concerned about competitiveness have to balance scarce resources devoted to this problem against resources spent to support rapid acceleration in the subsequent stage of the export cycle. Assessing where to invest marginal public resources begins by examining the sources of dynamism – and shortcomings -- in export performance.

Several empirical studies have addressed the question of whether countries with rapidly growing exports are performing well because they are intensifying existing exports to existing markets, because they are bringing new products to market, or because they are extending their markets to third countries more rapidly. Studies which decompose export growth over time typically find that growth of exports in developing countries has been driven mainly by the growth of the intensive margin and that the extensive margin has grown primarily due to the export of existing products to new markets. This contrasts to cross-section studies that seek to explain differences in the structure of the exports between large and small countries, which give primacy to the extensive margin of trade [(see Martin, et al, 2007)].

Evenett and Venables (2002) decompose the export growth of 23 developing countries (to 92 importers) over 1970 to 1997 for around 200 product categories and found that selling existing products to new markets accounted for around one third of export growth for their smaller set of developing countries. Besedes and Prusa (2006a) investigate the exports of 27 developing countries for the period of 1975 and 2003 for 380 manufacturing categories conclude that while developing countries have seen larger growth in exports at the extensive margin they have been less effective than developed countries in the performance of the intensive margin. In their more limited sample, they suggest that a critical issue for developing countries in achieving higher growth on the

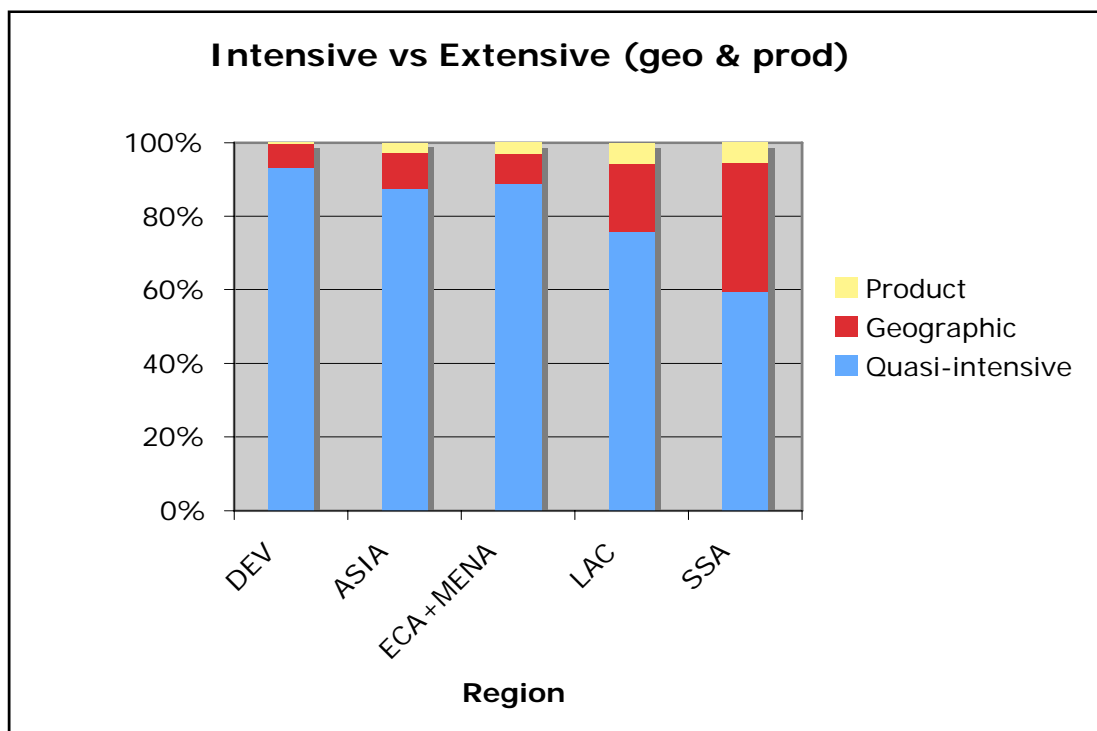
intensive margin is higher survival rates of trade relationships and longer trade relationships.

Brenton and Newfarmer (2007) decompose the growth of exports of 99 developing countries to 102 developed and developing country markets over the period 1995 to 2004 for over 3000 product categories. They show that in aggregate the contribution to growth of the intensive margin (80.4%) dominates that of the extensive margin (19.6%). What matters most of all is the intensification of existing bilateral trade flows. This accounts for about 105% of the change in exports between 1995 and 2004. This contribution to growth is offset to some extent by a decline in the intensity of some existing flows (equivalent to around 20% of total export growth) and the extinction of some flows, although this only amounted to 4% of total export growth. Within the extensive margin, it is the export of existing products to new markets that is most important, accounting for about 18% of total export growth.

For the high- income countries in their sample, export growth was dominated by the intensive margin. New exports are relatively unimportant. But for low-income countries the extensive margin is more important than for higher income groups. Nevertheless, growth on the intensive margin still dominates, accounting for around two-thirds of the overall export growth of this group. Expanding exports of existing products to existing markets dominated export growth for all income groups. The decomposition of export growth found that over 1995 to 2004 low-income countries and especially countries in Africa have been more active than more advanced developing countries in introducing new export products.

Amurgo-Pacheco and Pierola (2007) utilize a data set with more product detail (around 5000 products) over the longer period of 1990 to 2005, but with smaller country detail (24 developed and developing countries) and confirm that export growth is dominated by the expansion of the intensive margin. Finally, Amiti and Freund (2007) investigate the factors underlying China's phenomenal export growth of 450 percent between 1992 and 2006. They find that nearly all of China's export growth came from the intensification of existing flows. Brenton and Newfarmer conclude that a growth strategy that ignores the scope for expanding exports at the intensive margin will miss important opportunities for export expansion.

**Figure 1: Growth emanates mostly from old products to existing markets and diversification occurs most frequently via old products to new markets (Change in exports 1990-2005 associated with intensive and extensive margins)**



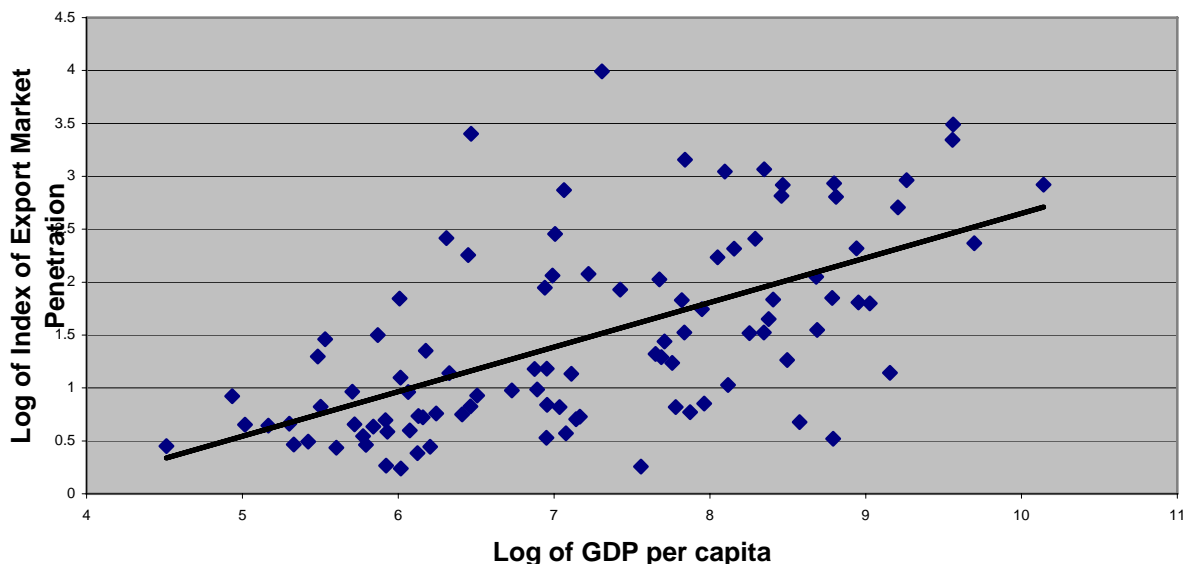
Source: Amurgo-Pacheco and Pierola (2007)

### ***Geographic diversification: differing performance in penetrating markets***

These analyses show that poorly performing developing countries are not markedly inferior to stronger performing countries with regard to the introduction of new products and in starting to export new products. On the other hand they remain less diversified. Besedes and Prusa (2006a) suggest that the opportunities for many countries to further exploit this aspect of the extensive margin are enormous.

Many countries may import the products that a given developing countries may export; however, typically, a given developing countries will reach only a small fraction of those importing countries. Brenton and Newfarmer (2007) develop this by deriving an *index of export market penetration* (IEMP) that measures the extent to which a country is actually exploiting the market opportunities from the existing set of export products. For the given range of products that a country exports, then the IEMP will be higher for countries that reach a large proportion of the number of international markets that import that product. Countries that only export to a small number of the overseas markets that import the products that the country exports will have a low value of the index.

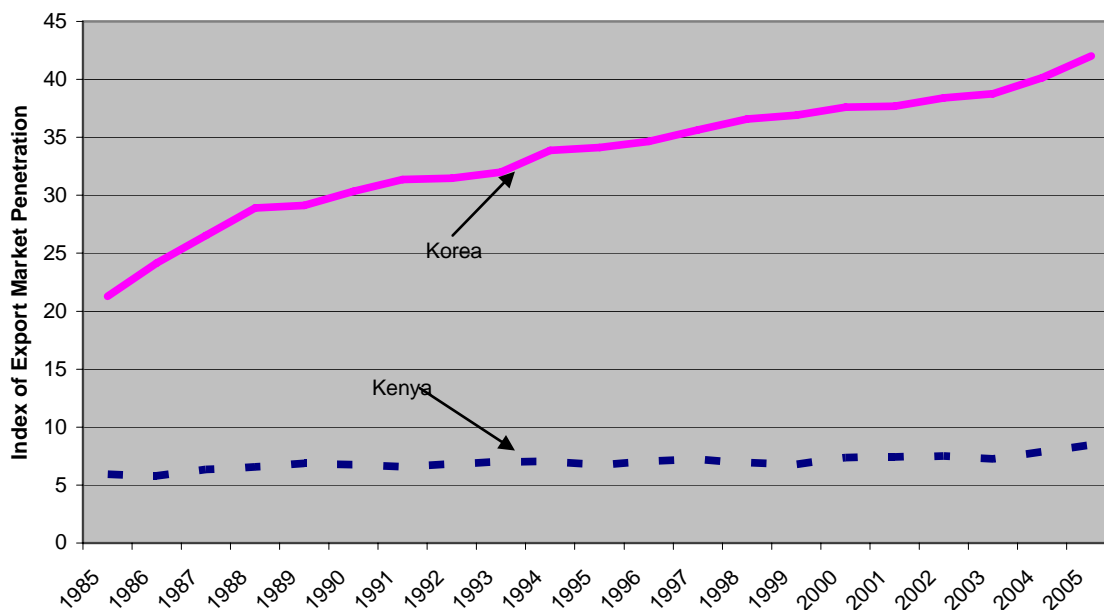
**Figure 2: Export market penetration and per capita income**



Source: Brenton and Newfarmer (2007)

Figure 2 shows that this index is positively correlated with GDP per capita. Countries with relatively low per capita incomes tend to do less well in exploiting the available markets for the goods that they export. Figure 3 provides a dynamic view of the evolution of IEMP comparing Kenya (income per head of \$480 in 2004) and Korea (income per head of \$14135). The figure shows that Korea has been much more effective in covering those markets that import the products that it exports. In this exercise which utilizes data for 1270 products and for 56 importing markets for the period 1985 to 2005, the value of the IEMP for Korea has increased from 21.3 percent in the initial year to 42 percent in 1985.<sup>2</sup> Over the same period the index for Kenya increased from just 5.9 percent to 8.5 percent, with much of this increase occurring on the past 5 years.

Figure 3: Export Market Penetration 1985 to 2005: Kenya and Korea



Obviously a small economy will have greater difficulty reaching all those markets that it potentially could serve because of its size. However, assuming an adequate incentive framework and domestic business climate that would otherwise allow for rapid growth in exports, increasing geographical reach with existing exports would seem easier than discovering wholly new products for exports. From a policy point of view, public efforts to overcome information gaps about unexploited potential to diversify at the extensive margin via geographic market extension would seem far more productive than focusing on new products and discovery. But the story is not yet complete.

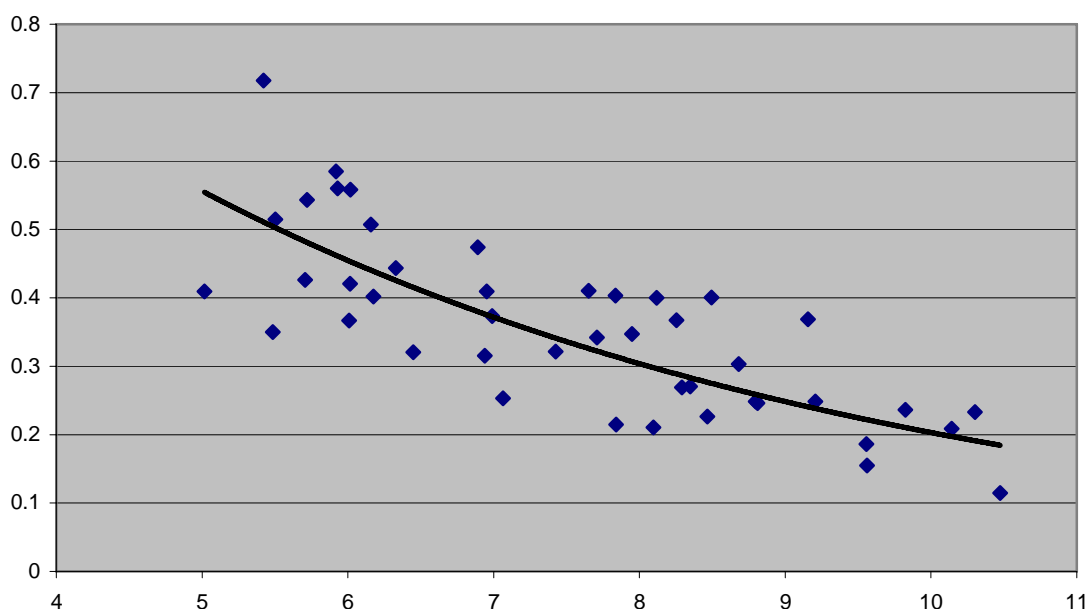
### *Supporting the acceleration phase: avoiding death*

What could explain why countries such as Kenya exhibit a much lower number of bilateral trade flows for the given products that they export than countries with higher levels of income per capita? Said differently, why do low-income countries, with apparent success in introducing new products remain less diversified in export composition. Recent work by Besedes and Prusa (2006) finds that a large proportion of US bilateral import flows at a detailed product level are short-lived with a median duration of between 2 and 4 years. They conclude that for developing countries in Latin America and Asia “the key element to achieving higher aggregate export growth are longer relationships and hence higher relationship survival rates”.

Exporting, it turns out, is extremely perilous. Brenton et al (2007) take up this issue and finds survival rates for export flows are low -- and that sustaining new exports is particularly difficult for low income countries. First of all Figure 4 shows the average

number of export flow births per year between 1985 and 2005 for the exports for 44 countries at differing levels of development to 56 importers for around 1300 product categories. An export birth occurs when positive exports are recorded for a product-country flow that was zero in the previous year. The data tend to confirm that lower income countries do not have a problem with introducing new export flows.

Figure 4: Average Export Birth Rate and Log of GDP per Capita (2004)

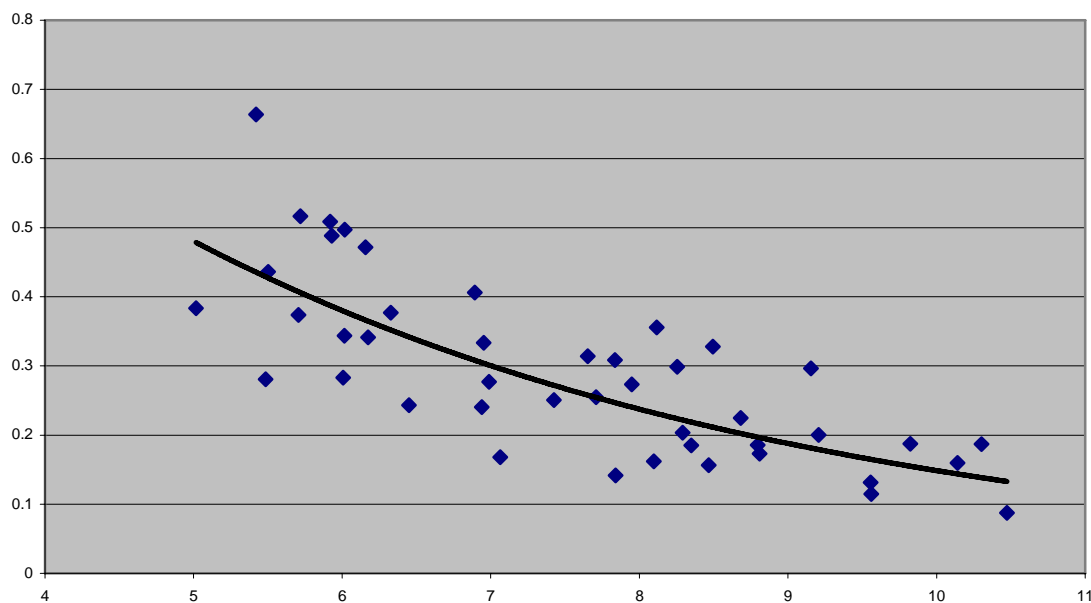


On the hand, as shown in Figure 5 low income countries experience much greater rates of mortality of trade flows. This is reflected in much lower rates of survival. For example, for Taiwan and Korea around 60 percent of trade flows survive for more than one year. For Malawi just 35 percent of flows survive beyond a year. The survival rate at 10 years is around 30 percent for Taiwan and Korea and around 15 percent for the low income countries in Africa.

Issues relating to the information and market knowledge needed for successful entry into exporting are likely to be important in explaining exit. If firms have less than perfect information about the fixed costs of exporting a product to a particular market or there is some uncertainty about the value of these costs, then firms with relatively low productivity that are marginal entrants into exporting may subsequently find that they are unable to survive. Indeed, in the absence of full market information, firms may use entry into export markets as a mechanism for discovering the exact nature of the costs of exporting to that market and withdraw if it is found to be not profitable to incur the fixed costs of exporting. In this case initial entry is likely to take place on a small scale and exit is likely to be prevalent. Short-term entry may reflect the search processes that are necessary to match suppliers and buyers in the overseas market. “Sometimes their

product isn't right for the market, or the country they chose was not a good fit, or their approach or agents are not right (export consultant quoted in Rauch (1996)).

Figure 5: Average Export Death Rate and Log of GDP per Capita (2004)



When information on the costs of exporting is well known or can be obtained at little cost then we are more likely to observe entry on a larger scale and exit after a short period should be less prevalent. Such information is likely to be more easy to obtain the greater the presence of exporters of other products to the particular overseas market and the greater the overall experience in exporting the specific product. A number of recent papers have sought to formalize the role of imperfect information in influencing the dynamics of entry and exit into exporting.

Rauch and Watson (2003) look at the initiation of export flows from the perspective of buyers in developed country markets where there is some uncertainty concerning the prospect of success of the partnership that they commence with developing country suppliers. Such uncertainty arises from whether the supplier will be able to deliver large orders to the buyer's specification. The buyer must invest to provide training to the developing country supplier to enable it to produce large orders but that training may or may not work. The buyer may also glean information about the capacity of the supplier before making such an investment by starting with small orders that generate no profits but which reveal whether the training will be successful. In other words, the buyer has the choice of starting small or big. Finally, the buyer has the option of whether to continue or to abandon a relationship with a particular supplier and to search for a new supplier. Importantly, once a successful relationship has been started the buyer is able to access a network of other suppliers and can obtain information on new firms with incurring search costs.

The model suggests that buyers in importing countries are more likely to start a relationship with an exporter with small orders the higher is the search cost and the lower the probability that the supplier will be able to meet the buyer's requirements. The model also predicts that export flows that commence with large orders will tend to have longer duration. This is because buyers will tend to initiate large orders with suppliers that have lower production costs and will be less likely to look for an alternative supplier.

The high hazard rate for initially small flows suggests caution in public policy interventions that are aimed specifically at exporters that start small. Reasoning along similar lines to Rauch (2007), broad institutional changes that favor small firms relative to large firms in an economy are likely to have a relatively small impact on trade relative to reforms that favor entry of large firms. Brenton et al (2007) also find some evidence that total exports of a product are important in sustaining entry into new markets and that the overall level of trade between two countries is important in allowing new entrants to survive in that market. Hence, the expansion of exports of existing products is important in allowing for future export growth and diversification. Policy measures that create a bias against exports of existing key products may be undermining opportunities for new exports. For example, an export tax on a raw material or intermediate export, designed to support exports of the finished product, may actually act to constrain export diversification by limiting the flow of information from overseas markets and limiting experience of exporting. Similarly, taxing existing exports to fund an export promotion agency may not be appropriate.

***Sustaining growth: continual product quality and differentiation***

Increasing export growth at the intensive margin – that is, of existing products to old markets – usually requires some combination of productivity improvements to lower costs relative to competitors and quality improvements to differentiate products from those of competitors. The formal introduction of product quality, as shown by Baldwin and Harrigan (2007) to be necessary for trade models to be consistent with stylized facts of international trade, is important since information asymmetries and formal institutions for contract enforcement will tend to be more important for buyers searching amongst suppliers providing products of different quality. In other words, the matching of exporters and buyers will tend to be easier for standard and homogeneous products. Much of the discussion concerning export diversification in developing countries centers on increasing exports of differentiated products, especially manufactures, and reducing the importance of homogeneous products, particularly commodities. (Rauch (1999) presents evidence, albeit tentative, that search costs are higher and matching more difficult for differentiated products and that proximity and common language and colonial links are more important for differentiated than for homogeneous products that are traded on organized international exchanges.)

The importance of quality introduces an additional set of institutions that may be important in influencing bilateral trade. Poor quality metrology, testing and conformity assessment facilities in developing countries entail either that additional costs will have to be incurred in sending products to more developed countries to assess quality and

conformity with private or public standards or that there will be a degree of uncertainty concerning these issues. There may be additional uncertainty regarding the ability of the exporter to consistently deliver the quality of product specific by the buyer. Rauch (2007) presents information that argues for institutional reform that targets reducing the costs of entry into high-quality production and reduces search costs related to quality will support exporters in finding and sustaining matches with overseas buyers.

**Box 1: Rwandan Coffee – challenges, opportunities and the role of aid for trade**

Agriculture is the dominant activity for the 90 percent of the population living in rural areas in Rwanda and coffee is the key export crop. The industrial sector is very small. According to the 2002/3 survey of enterprises, total employment in the industrial sector was just 36,000, most of it in the public sector enterprises. This is a very small industrial base in relation to the almost half a million farmers who grow, at least some, coffee. So, in the short-run policies that enhance returns to coffee and other traditional exports and support farmers to shift out of subsistence activities into commercial production (those employed in producing traditional commercial crops for export tend to be less poor than farmers involved in non-market production) will have the greatest impact on poverty. Access to transport, for example, is a key factor affecting the propensity to shift into commercial production. Nevertheless, for sustainable long-term growth, it is necessary to complement such a strategy by pursuing diversification. Rwanda is typical of many poor countries in Africa, where poverty reduction in the short-term is inextricably linked with the export of traditional agricultural products.

In 2003, an aggressive strategy was developed to both increase total exports of coffee and move the industry into the high quality, specialty end of the market. This was estimated to require an investment of \$69m: \$24.75m from donors/NGOs, \$23m from the private sector, and \$21.25m from the Rwandan government. Two long-term, donor-funded projects have been assisting producers in developing buyer-seller relationships and assisting growers in upgrading quality. Aid projects have also helped farmers to form cooperatives to meet the requirements of “fair trade” coffee or to experiment with organic or shade grown coffees (all of which earn a substantial premium over regular coffee). This together with increased access to washing stations has also led to increases in farmer income by up to 55 percent. Washing and grading the coffee cherries has enabled those of higher quality to earn higher prices, giving farmers an incentive to increase quality. Regulatory reform has also allowed individual Rwandan cooperatives or private owners to negotiate directly with specialty roasters in the US and Europe, enabling them to sell to specialty markets at more than twice the market rate.

The quality and the image of Rwandan coffee have improved markedly. Rwandan exports to the US in the first 11 months of 2005 were 44% higher than in the corresponding period in 2004. This reflects a substantial increase in exports of coffee, Rwanda’s primary export. This increase in the value of exports was driven by a 25% increase in quantity and a 17 percent increase in the average price for Rwandan coffee exported to the US. Rwandan exports of coffee to the EU (the principal market with exports in 2004 being around 5 times larger than to the US - 18.2 million Euro versus \$4.5 million) were 74% higher over the first 10 months of 2005 compared to the same period in 2004. This increase reflects a 25% increase in the quantity of coffee exports and a 40% increase in the average price of Rwandan coffee exported to the EU.

Source: World Bank-IF, 2005 Rwanda: *Diagnostic Trade Integration Study*, Washington: World Bank.

An important diversification strategy in many low income countries is to improve the quality and to brand and differentiate agricultural products. Box 1 discusses the case of upgrading the quality of coffee in Rwanda. Many of the Diagnostic Trade Integration Studies that have been undertaken in the least developed countries highlight similar opportunities elsewhere, such as, for cocoa in Sierra Leone.

Using improvements in quality and differentiating existing products may thus open an important avenue to diversification. Policy-makers may find it fruitful to assess whether there are opportunities for diversification into higher quality export products, and if so, analyze the policy and market failures that are constraining the ability of local producers to exploit these opportunities. In some cases, particularly for agriculture, the answers may require improvement of the facilities for metrology, testing and conformity assessment. In other cases, governments may need to adopt concerted action in a range of policy and infrastructure areas, a conclusion emerging from the case of coffee in Rwanda.

***A digression: Does the sophistication of exports matter?***

While concentration of exports creates vulnerabilities, two opposing strands of thought have emerged on whether the composition of exports – controlling for the level of concentration -- matters for trade performance. The first, represented by de Ferranti, et al, (2004) studied Latin America's export performance – including supplementary studies world wide – and concluded that it was not important *what* a country produced but *how* it produced it. This study emphasized the importance of both productivity improvements in production to keep export prices competitive while providing ever higher return to workers and of quality improvements.

A recent and slightly different argument suggests that diversification should focus on moving resources into more sophisticated products and that countries that export goods that are associated with higher productivity levels will grow more rapidly. Hausmann et al (2006) measure this notion of the productivity of products in terms of the income levels of countries that export a particular product, weighted by each countries revealed comparative advantage in that product (define as the variable PRODY). For each exporter they then calculate a measure of the overall productivity of their export bundle by weighting each of the PRODY's by the share of the product in that country's total exports. They find a strong correlation between this measure of the productivity of a country's export bundle and per capita income and between initial values of the measure and subsequent growth.

Rodrik (2006) suggests, on the basis of this measure, that China is an outlier in terms of export sophistication and that it exports products that are normally associated with countries that have per capita incomes three times higher than China. This apparent capacity to produce advance high productivity products is then seen as having been an important factor in China's strong recent growth.

However, recent studies show the importance of taking into account differences in product quality -- and that by ignoring the quality of products the Hausmann et al

measure tends to overestimate the importance of sophisticated products in low income country exports. Since product quality is correlated with income there is likely to be a bias in correlations between the measure of export productivity and per capita income. For example, Xu (2007) conditions the Hausmann et al measure by relative unit values of exports, which are used to proxy relative quality. This analysis shows that once product quality is taken into account the structure of China's exports appears consistent with its level of development. Minondo (2007) finds that the relationship between initial export sophistication and subsequent economic growth no longer holds once differences in quality are accounted for.

In addition, an issue with all measures of export structure and diversification, including the Hausmann measure, is the increasing importance of global production chains. Technological change and declining transport costs have led to the splitting up of the production chain of many processed products and the reallocation of production throughout the world. Successful exporting in many developing countries, especially those in East Asia, has been driven by the importing of parts and components for further processing and assembly. However, the trade data used in these measures of diversification and export sophistication relate to gross exports and do not capture the impact of outsourcing. For example, China exports iPods, a sophisticated export product that would be grouped together in the export statistics with other advanced electronic products exported by high income countries. But to what extent does China produce iPods? Box 2 shows that most of the sophisticated, high productivity activities that are combined to produce the iPod take place in other countries and that it is mainly assembly that is undertaken in China. Similarly, Moldova has exported Max Mara coats, which are very expensive products, but most of the value is embodied in the fabrics which are temporarily imported into Moldova and assembled into the final product and then exported.

### **Box 2: Global Production and the iPod**

Take for example just one component of the iPod nano, the central microchip that is provided by the U.S. company PortalPlayer. The core technology of the chip is licensed from British firm ARM, and is modified by PortalPlayer's programmers in California, Washington State and Hyderabad. PortalPlayer then works with microchip design companies in California who send the finished design to a "foundry" in Taiwan that produces "wafers" (thin metal disks) imprinted with hundreds of thousands of chips. The capital costs of these foundries can amount to over \$2.5 million. These wafers are then cut up into individual disks and sent elsewhere in Taiwan where each one is tested. The chips are then encased in plastic and readied for assembly by Silicon-Ware in Taiwan and Amkor in Korea. The finished microchip is then warehoused in Hong Kong before being transported to China where the iPod is assembled.

*Sources:* C. Joseph 'The iPod's Incredible Journey' *Mail on Sunday*, 06/15/06, 'Meet the iPods's "Intel"' *Business Trends*, 32, 4, April 2006

Hence, the presence of sophisticated products in a developing country's exports may reflect more the result of FDI and integration into global production chains than specific industrial policies. This suggests a relevant focus for policy makers should be whether the domestic policy environment conducive to encouraging foreign domestic investment in the country and to allow domestic firms to integrate into global production

chains? In addition to a sound business climate, investment promotion can be effective in attracting FDI. Harding and Smarzynska Javorcik (2007) find that autonomous agencies accountable to an external entity tend to perform better than bodies located within a government ministry. In addition, they find that investment promotion in one country may take FDI away from neighbors, suggesting a potential for beneficial regional coordination.

### **Services, the overlooked element of diversification**

Services have become a major – and unfortunately often ignored – source of diversification. It is one of the stylized facts of economic development that the share of services in GDP and employment rises as per capita incomes increase. Developing countries are also catching up quickly with respect to the intensity and extent of international services transactions. Advances in information and communication technologies are increasingly permitting cross-border services trade, turning services exports into a more and more important component in the balance of payment and potentially a major source of economic growth.

Developing trade in services is a complicated process and many countries do not have an explicit trade in services policy or a detailed, overall plan to develop services trade. This lack of a strategic outlook can be partly explained by the general paucity of data on services trade and the resulting absence of rigorous policy advice. The data problems are also afflicting economic analysis and inducing researchers to restrict their tools to merchandise trade data and, thus, losing focus on developments in international services transactions. Yet, services can contribute to growth and export diversification in several ways: (i) by expanding exports of existing services activities to existing markets and thereby growing the generally relatively small services export sector *vis-à-vis* agricultural, mining, and manufacturing exports; (ii) by developing new services exports or starting to export existing services activities to new markets; and (iii) by lowering input and transaction costs to make merchandise products more competitive in international markets.

#### *Expanding services relative to goods exports*

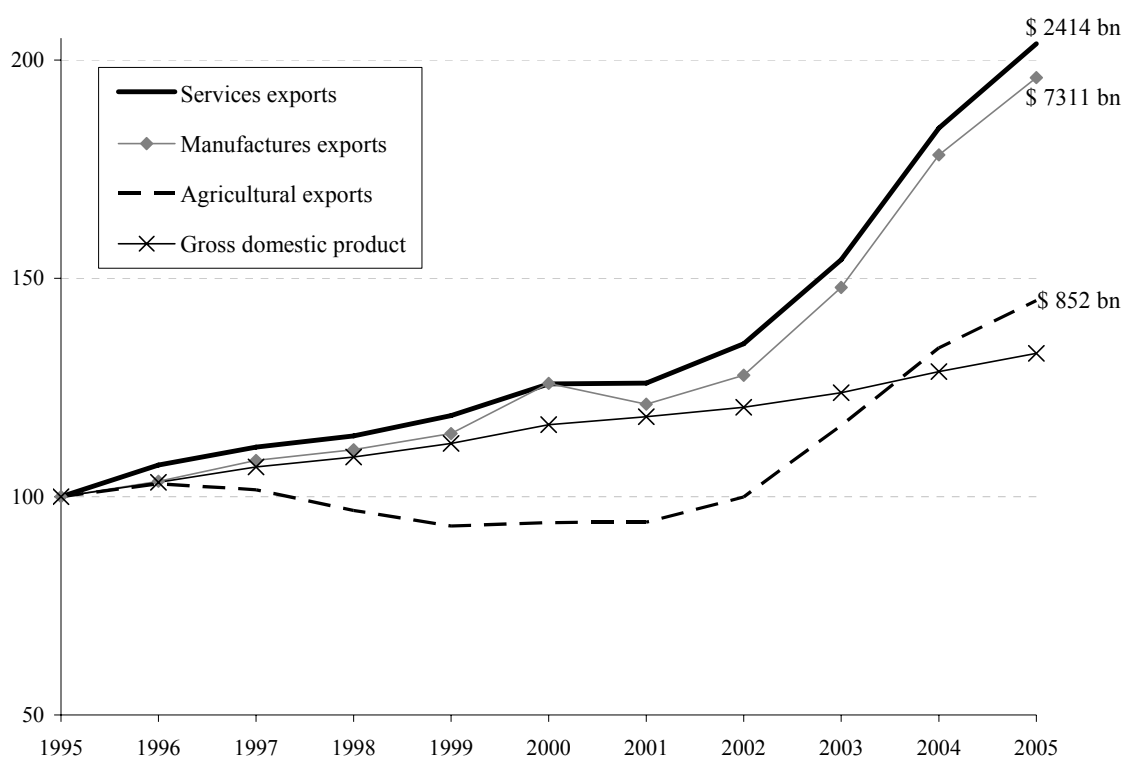
Tourism has been a vehicle for diversification in many developing countries, based on their favorable labor and natural resource endowment. Cattaneo (2007) recently explored the experience of three countries in completely different positions *vis-à-vis* tourism, namely Nigeria, Mauritius and Zambia. The case examples show how countries, at different stages of development and trade integration, have tried to use tourism as a vehicle for export growth and diversification. At the same time, the study stresses that this opportunity is not equally available to all, and explores the conditions that are required to enter the tourism market, thereby underlining the opportunity cost of investment in tourism development in countries with few natural endowments or security and political stability problems. Tourism-led development also raises issues of diversification within and outside the tourism sector.

Tourism activity generally needs to be private sector driven. But there is a clear role for government in this particular sector, and in services more generally. Mattoo and Payton (2007) conclude from a detailed study of Zambia that the relatively poor performance of the services sector and the diminishing faith in reform are attributable to the fact that the Government and donor organizations behaved as if they had complete faith in the power of markets. They moved aggressively, but unevenly, on the elimination of barriers to entry, sluggishly on the development of regulations to deal with market failure, and only notionally on the implementation of access-widening policies.

In other cases, governments are playing a more active role. Some countries, including China whose services exports have grown strongly from a low basis, have shown interest in using regional trade agreements to open markets for their services providers. While such agreements can not replace supportive domestic policies towards diversification into services, they can play a complementary role, in particular if they are ambitious and based on a negative list approach, as first practiced in NAFTA. Other proactive international policies include efforts to conclude and develop through bilateral open skies agreements, as in the case of Dubai.

### *Conquering new markets for services*

Services exports have grown dynamically across all modes of supply. These developments are reflected in the services trade statistics (Figure 6), even though the latter do not capture dynamic services exports under mode 3, i.e. FDI. The ongoing trend to outsource back office and information technology functions to take advantage of advanced skills and lower labor costs of specialized service providers has opened new export paths for a growing number of developing countries. Most of the contracting-out is still undertaken with companies in the country of origin (“onshoring”), but cross-border arrangements (“offshoring”) have been becoming increasingly common. Some observers predict that the value of offshoring activities to low wage locations will have almost quintuple over the period from 2003 to 2008 (McKinsey Global Institute, 2005).

**Figure 6: World services exports have expanded rapidly (1995 = 100)**

Source: WTO, 2006.

However, services exports to new markets are often hampered by regulatory diversity. Regulatory measures affect the fixed cost of entering a market as well as the variable costs of servicing that market. Moreover, differences in regulations among countries often imply that firms have to incur entry costs in every new market. Kox and Nordås (2007) introduce indicators of regulatory intensity and heterogeneity into a gravity model, and estimate the impact of these indicators on market entry and subsequent trade flows for total services, business services and financial services. They find that regulatory heterogeneity has a relatively large negative impact on both market entry and subsequent trade flows. Further, regulatory barriers have a negative effect on the local services sectors' export performance. Finally, it is found that regulations that aim at correcting market failure can have a positive impact on trade. Hence, services trade liberalization and regulatory reforms are complementary in creating competitive services markets.

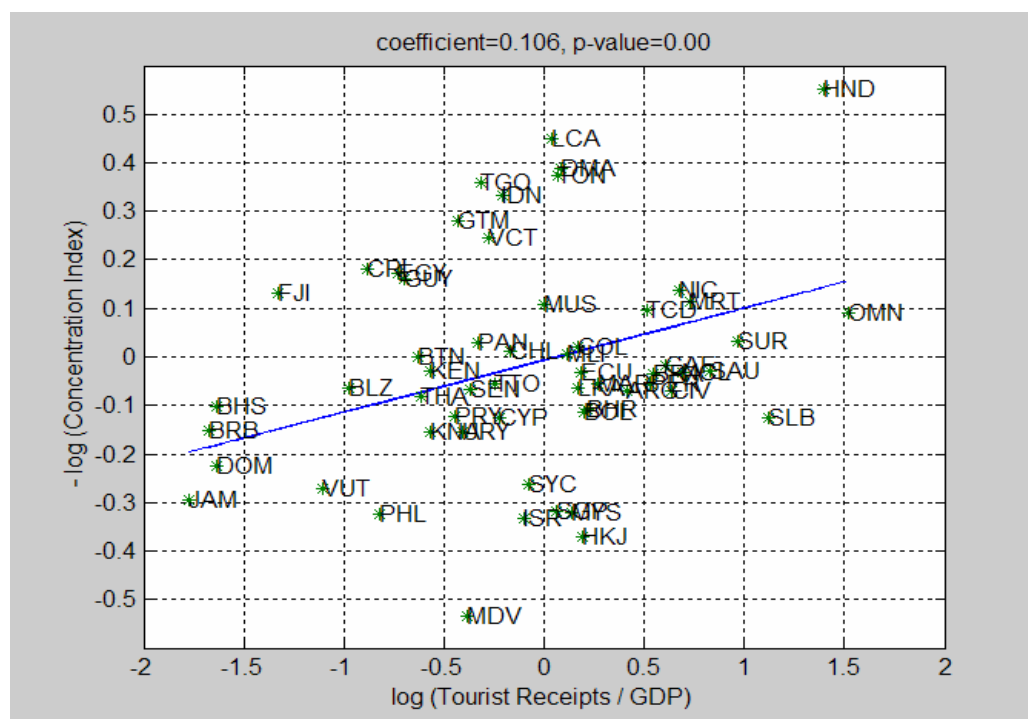
#### Catalyzing diversification in other sectors

There are many interactions between services and manufacturing to the extent that the distinction between the two sectors is getting blurred. Indeed, up to 50% of manufacturing workers in industrialized countries are performing services-jobs (Pilat and Wölfl, 2005). Moreover, many services, such as finance, telecommunications, and transport, provide vital inputs to manufacturing firms that have a substantial influence on the latter's international competitiveness, and, hence, their potential to export and grow.

Efficient services are also crucial for taking advantage of modern distribution channels. Chinese producers have shown the way in which developing countries' firms can advertise their products over the internet, or even sell directly to consumers in industrialized countries through web-based outlets, such as ebay. This type of direct selling greatly reduces the costs of establishing an elaborate distribution infrastructure overseas or paying a foreign partner for their distribution services. On the other hand, it requires an internationally integrated financial system, reliable postal delivery, and well performing telecommunications operators.

In addition to the physical linkages between services and manufacturing, there can also be important demonstration effects. Lejárraga and Walkenhorst (2007) argue that this is notably the case for tourism, where services exports not only offer income, employment opportunities, and foreign exchange to developing countries, but also represent a low-cost means for discovering what goods and services local entrepreneurs could produce for sale abroad. Indeed, the tourist economy represents a within-the-border international market. Tourist-suppliers enjoy free information about foreign demand, a low-cost 'trial and error' process for testing new products, and attractive cost savings for establishment and internationalization. If local businesspeople can successfully sell to tourists from overseas, they are in a strong position to similarly satisfy foreign demand abroad. Examples of tourism-related export discoveries include Macadamia nuts from Hawaii, butterfly crystallizes from Costa Rica, and traditional spices from Jamaica. Many other export discoveries, ranging from agricultural products (such as organic fruit from the Dominican Republic) to handicraft (such as Tinga-Tinga paintings from Tanzania), have their likely origin in tourist demand, even though the links that inspired the innovators are difficult to pin down over time. Moreover, statistical panel data analysis shows a positive correlation between tourism receipts and export diversification (Figure 7).

**Figure 7: Tourism specialization is positively associated with export diversification**  
(data for 1993-2003)



Note: Herfindahl index for 63 developing countries with tourism receipts of at least 0.05 percent of GDP.

Source: Lejarraga and Walkenhorst (2007).

The findings suggest that policy makers may want to devote increased attention to fostering linkages between the tourism sector and the domestic economy in order to stimulate the discovery process and promote economic diversification and growth. What country-specific factors matter most for creating or enhancing linkages? Lejarraga and Walkenhorst (2007) address this question empirically by drawing on the Tourism Satellite Accounts research from the World Travel and Tourism Council. They find that fixed or semi-fixed factors of production, such as land, labor, or capital, have less influence on the extent of tourism linkages than is generally supposed. By contrast, variables related to entrepreneurial capital and the business environment of the host economy are of notable explanatory significance. In particular, the level of corporate taxes in the host economy has the most significant adverse effect on the formation of linkages, in conformity with the lower-cost motivation underlying tourism-led discovery. Also, a widespread use of internet has a positive effect on the ability to orchestrate coordination. Another notable observation concerns institutions for policing and vigilance. As would be expected, the results show that countries with higher incidence of violence or crime have significantly less linkages. Indeed, the coordination of discoverers in tourism clusters depends fundamentally on trust among local entrepreneurs—and trust can hardly flourish in an environment characterized by social conflict. Finally, the results suggest that maintaining an open trade regime is critical for the emergence of linkages. This underscores the importance of not protecting inefficient activities and opening potential products for tourism demand to competition. Although trade barriers may

indeed serve to prod investors in the tourism economy to procure domestic goods, they will also hinder the competitiveness of local producers. Shielded from imports, local producers will not have the incentives to meet the international quality standards of the products needed by the tourism economy. Quality standards, and not just costs, will likely inform the procurement decisions of the tourism economy.

*A new paradigm for services-driven diversification and growth*

There is increasing evidence that services liberalization is a major potential source of welfare gain, and that the performance of service sectors, and thus services policies, may be an important determinant of trade volumes, the distributional effects of trade, and economy-wide growth (Hoekman, 2006). Yet, the development of trade in services entails a fundamental shift in economic thinking. Changes in policy might be required at all levels, not just in relation to trade negotiations, or the development of an appropriate supply capacity, but also in building an appropriate domestic regulatory framework. Moreover, state-business relations need to be strengthened so that the private sector benefit further from and inform the initiatives undertaken by the government. Engagement with the international economy is crucial so that important lessons can be learned from the experiences of other countries in general and successful countries in particular (Qureshi and te Velde, 2007). In this context it is noteworthy to remember that any tariff protection of agricultural or manufacturing sectors implicitly places a burden on the development of other parts of the economy, including services providers. Hence, lowering merchandise tariffs does not only reduce the anti-export bias and domestic market focus of goods producers, but also opens up opportunities for services exporters.

**A Portfolio of Policy Reforms and Institutional Innovations**

The global economy is extremely dynamic. Technological change and falling transport costs have led to the emergence of global production chains. Falling transport and communications costs are also propelling strong growth in trade in services – in all four modes. Meanwhile, consumers in developed countries are increasingly demanding higher quality and looking for product variety – often achieved through differentiation. Moreover, there are enormous changes in the structure of world demand as incomes in large emerging countries such as Brazil, China and India grow at fast rates. If elasticities of demand differ with levels of income then there will be substantial changes in the structure of world demand. Tariff liberalization, declining transport costs and growing incomes all entail that new markets are appearing both for existing and new exporters. All of these are creating opportunities for export growth in the global economy.

How can countries best position themselves to take advantage of these possibilities? We suggest a portfolio of policies that focuses attention to policies that facilitate trade and improve competitiveness. Weighting and selection from the portfolio will depend on a country's initial policy framework, endowments, and binding constraints. For example, in a country with few new introductions of products, policy-makers may wish to focus on discovery; for countries exhibiting high numbers of product deaths, the country may wish to explore policies that buttress sustainability.

Three critical elements of a *general framework* are clearly essential in shaping a country's ability to compete in international markets:

- *The incentives regime.* A key challenge for policy makers is to ensure that domestic resources are channeled to their most productive activities. If private investors can make more money by investing in highly protected local markets, they will do so, and opportunities to invest in markets abroad will be lost. Creating a modern incentive framework that spurs national competitiveness requires careful analysis to ensure that land, labor, capital and technology are moving to (a) sectors in which the country has a long-term capacity to compete and (b) to the most productive firms within sectors. This necessitates a clear understanding of how trade, tax, the business environment and labor market policies interact to affect investment, output and trade decisions. In many small, low income countries the economy tends to be dominated by a small number of sectors, so that many of the key issues regarding the allocation of resources can be unearthed by analyses that focus on these sectors.
- *Lowering the costs of backbone services and, generally, of doing business.* Of great importance in today's globalized economy is that domestic firms have access to efficiently produced critical backbone services inputs. Firms that have to pay more than their competitors for energy, telecommunications, transport and logistics, finance and security will find it hard to compete in both the domestic and overseas markets. Reducing policy barriers to competition and improving regulatory effectiveness in these services industries lies at the heart of the policy challenge. In many developing countries lack of infrastructure is a critical constraint on the availability and cost of backbone services. Other critical services are those related to education and training that are necessary to ensure supply of the type of labor required by the more productive expanding sectors in the economy and to foster a process by which value is increasingly added to the products and services produced in the country.
- *Pro-active policies to support trade.* Both market and government failures tend to afflict low-income countries as they seek to expand exports and growth. Laissez faire policies cum low-tariffs are rarely sufficiently to prompt dynamic export drives or overcome obstacles in other areas. In many cases these constraints to competitiveness require specific interventions and institutions.
  - In identifying the role of product deaths and weak performance in the index of export market penetration, this study underscores the importance of *export promotion agencies* – and even economic officers in foreign embassies – in overcoming informational asymmetries. This is particularly important for overcoming impediments to gaining information for the private sector in the search for third markets. Of similar importance are likely to be *investment promotion agencies, standards bodies, customs and agencies to support innovation and clustering, export processing zones and duty refund schemes.*

- In tackling government and market failures, trade ministries are typically weak and their policy purview limited to border barriers. Large domains of policy that affect competitiveness reside outside the normal trade minister's ambit – for example, investment policies, services and transport, to name a few. It is important that these initiatives are brought together within a strategy for competitiveness rather than as a series of *ad hoc* interventions. In isolation these agencies tend to focus on narrow objectives, some of which may even be inconsistent with a broader competitiveness strategy. Incorporating competitiveness broadly into the national development strategies may require more effective mechanisms to review and coordinate policies. One option is to create an *inter-ministerial council on competitiveness* with the mandate of undertaking analysis of the existing policy framework and for reviewing policies before they are put in place.
- In addition to the incentive framework and costs of doing business, competitiveness diagnostics can highlight whether binding constraints to export performance reside in low discovery, low geographic diversification, low product quality and and/or low services exports. Each may have slightly different policy remedies. For example, if the problem is discovery, an examination of the innovation framework may be warranted, and the *World Development Report on the Knowledge Economy* (1998) offers a rich inventory of policies to review. If the problem is lack of reach to third markets, an examination of the effectiveness of export promotion may be warranted (see Lederman, 2007). Failure to improve quality and/or introduce differentiated products requires consultation with the poorly performing industry to identify policy and economic constraints and areas for support (if any). Moreover, lack of detailed trade data and historically grown professional associations and institutions that often separate producers along sectoral lines should not lead to the exclusion of services from consideration for support as potentially promising activities for trade expansion.

Diversifying exports is a complex process – and obstacles are specific to countries. For these reasons, basing an analysis on a portfolio of policy and institutional reforms, customized to each country based on clear diagnoses, seems empirically justified and intuitively appealing.

## References

- Amin Gutiérrez de Piñeres, Sheila, and Michael Ferrantino (2000), *Export Dynamics and Economic Growth in Latin America: A Comparative Perspective*. Ashgate.
- Amiti, M. and Freund, C. (2007), "An Anatomy of China's Export Growth", paper prepared for Global Implications of China's Trade, Investment and Growth Conference, IMF Research Department, April 6 2007.
- Amurgo-Pacheco, A and D Pierola (2007) 'Patterns of export diversification in developing countries: intensive and extensive margins', mimeo, GIIIS, Geneva.
- Richard Baldwin and James Harrigan (2007) "Zeros, Quality, and Space: Trade Theory and Trade Evidence", NBER Working Paper 13214.
- Besedes, T and T Prusa (2006a), "The Role of Extensive and Intensive Margins and Export Growth", mimeo.
- Besedes, T and T Prusa (2006b), 'Ins, Outs and the Duration of Trade', *Canadian Journal of Economics*, 104, 635-54.
- Brenton, P and M. Hoppe (2007) 'Clothing and Export Diversification: Still a Route to Growth for Low Income Countries?', Policy Research Working Paper 4343, World Bank.
- Brenton, P and R. Newfarmer (2007) 'Watching More Than the Discovery Channel: Export Cycles and Diversification in Development', Policy Research Working Paper 4302, World Bank.
- Brenton, P., D. Pierola and E. von Uexkull (2007) 'The Life and Death of Trade Flows: Understanding the Survival Rates of Developing Country Exporters', mimeo, World Bank
- Cattaneo, O. (2007), "Promoting Diversification and Exports in the Tourism Sector – Lessons from Mauritius, Zambia and Nigeria," Paper presented at the World Bank workshop on 'Export Growth and Diversification: Pro-active Policies in the Export Cycle', The World Bank, Washington DC.
- Collier, P and A. J. Venables (2007) 'Rethinking Trade Preferences: How Africa can Diversify its Exports', Discussion Paper 6262, CEPR, London
- De Ferranti, David, Guillermo E. Perry, Francisco H. G. Ferreira, and Michael Walton (2004), *Inequality in Latin America: Breaking with History?* Washington DC: The World Bank.
- Easterly, W and A. Kraay (2000), "Small States, Small Problems? Income, Growth, and Volatility in Small States." *World Development*, 28(11):2013-27.
- Edwards, H (2007), 'Trade Search and its Implications', mimeo, University of Warwick.
- Evenett, Simon and Anthony Venables (2002). "Export Growth in Developing Countries: Market Entry and Bilateral Trade Flows," University of Bern, working paper, mimeo.

- Feenstra R. and A. Rose (2000) "Putting Things in Order: Patterns of Trade Dynamics and Growth" *Review of Economics and Statistics*.
- Ghosh, Atish R. and Ostry, Jonathan (1994), "Export Instability and the External Balance in Developing Countries," IMF Working Paper No. 94/8, International Monetary Fund, Washington DC.
- Harding, T and B. Smarzynska Javorcik (2007) "Developing Countries and International Investors: Do Investment Promotion Agencies Bring Them Together?", mimeo, World Bank.
- Hausmann, Ricardo, and Dani Rodrik (2003), "Economic development as self-discovery." *Journal of Development Economics*, 72:603-633.
- Hausmann, Ricardo, Hwang, Jason and Rodrik, Dani (2006), "What You Export Matters," CEPR Discussion Papers 5444.
- Hesse, Heiko (2006), "Export diversification and economic growth", Paper presented at the World Bank workshop on 'Export Growth and Diversification: Pro-active Policies in the Export Cycle', The World Bank, Washington DC.
- Hoekman, B. (2006), *Liberalizing Trade in Services: A Survey*, Policy Research Working Paper 4030, The World Bank, Washington DC.
- Jansen, Marion (2004), "Income Volatility in Small and Developing Economies: Export Concentration Matters." Discussion Paper 3. World Trade Organization, Geneva.
- Klinger, Bailey, and Daniel Lederman (2004), "Discovery and Development: an Empirical Exploration of 'New' Products," World Bank Policy Research Working Paper 3450., World Bank, Washington, D.C.
- Kox, H., and H.K. Nordås (2007), *Services Trade and Domestic Regulation*, OECD Trade Policy No. 49, Paris.
- Lederman, D., and M. Olarreaga, and L. Payton (2007), "Promoting Exports: Programs That Work...and Don't" Paper presented at the World Bank workshop on 'Export Growth and Diversification: Pro-active Policies in the Export Cycle', The World Bank, Washington DC.
- Lederman, D. and W.F. Maloney (2007), *Natural Resources: Neither Curse Nor Destiny*, Stanford: Stanford University Press.
- Lejarraga, I., and P. Walkenhorst (2007), "Diversification by Deepening Linkages through Tourism," Paper presented at the World Bank workshop on 'Export Growth and Diversification: Pro-active Policies in the Export Cycle', The World Bank, Washington DC.
- Lutz, Matthias, and Singer, H. W. (1994), "The link between increased trade openness and the terms of trade: An empirical investigation," *World Development* 22(11), pages 1697-1709.
- McKinsey Global Institute (2005), *The Emerging Global Labor Market: How Supply and Demand for Offshore Talent Meet*. San Francisco.

- Mattoo, A., and L. Payton (2007), *Services Trade and Development: The Experience of Zambia*, Palgrave.
- Minondo, Asier (2007) 'Exports' Quality-Adjusted Productivity and Economic Growth', mimeo, Universidad de Deusto-ESTE, Spain
- Pham, C. and W. Martin (2007). "Extensive and Intensive Margin Growth and Developing Country Exports," Mimeo, The World Bank, Washington DC.
- Pilat and Wölfl (2005), *Measuring the Interaction between Manufacturing and Services*. STI Working Paper 2005/5, OECD, Paris.
- Qureshi M., and D.W. te Velde (2007), "Promoting Knowledge-based and Service Industries in Small States," Paper for the Commonwealth Secretariat, Overseas Development Institute, London.
- Rauch, J (1999) 'Networks versus markets in international trade' *Journal of International Economics*, 48, 7-35.
- Rauch, J (2007), "Development through synergistic reform," NBER Working Paper 13170.
- Rauch, J and J. Watson (2003) 'Starting small in an unfamiliar environment', *International Journal of Industrial Organization*, 21, 1021-1042.
- Rodrik, D (2006) 'What's so Special about China's Exports', Working Paper 11947, NBER.
- Spence, Michael (2007), "Wealth of Nations: How Poor Countries Get Richer", Dow Jones.
- Van Den Berg, Hendrik, and Joshua J. Lewer (2006), *International Trade And Economic Growth*, M E Sharpe.
- Wells, S. (ed.) (1971), *The Product Life Cycle and International Trade*, Boston: Harvard.
- World Bank/Integrated Framework (2005), *Rwanda: Diagnostic Trade Integration Study*, Washington: World Bank.
- World Trade Organization (2006), *International Trade Statistics 2005*. Geneva.
- Xu, B (2006), "Measuring the Technology Content of China's Exports," mimeo, China Europe Business School, Shanghai.

## Endnotes

---

<sup>1</sup> A large number of studies have sought to identify the key factors associated with growth by estimating cross-country regression equations that explain differences in growth performance across countries in terms of economic characteristics, policies and institutions. However, the main conclusions from these studies regarding the primacy of trade liberalization, macroeconomic stability and good governance have been treated with a high degree of skepticism due to concerns over the robustness of results from this type of econometric approach. Much of the debate on the relationship among trade liberalization, trade expansion, and growth revolves around the policy implications of cross-country regressions that find a positive association between trade ‘openness’ (measured by proxies such as the ratio of trade to GDP) and incomes of countries. Critics argue that the direction of causality is not shown by such studies, and that these results are not informative regarding the trade policy stance that accompanies a country’s openness ratio. Important econometric studies of the linkage between trade reform and the rate of economic growth include Sachs and Warner (1995) and Frankel and Romer (1999); Rodriguez and Rodrik (2001) is the seminal critique. A recent study by Wacziarg and Welch (2003) addressed a major part of the critique by showing that dates of trade liberalization do characterize breaks in investment and GDP growth rates. Specifically, for the 1950-1998 period, countries that liberalized their trade (raising their trade-to-GDP ratio by an average of 5 percentage points) enjoyed on average 1.5 percentage points higher GDP growth compared with their pre-reform rate. Winters et al (2004) concluded, on the basis of his comprehensive literature review, that the weight of evidence points strongly in the direction that openness enhances income levels.

<sup>2</sup> Given the constraints of the product classification used, in 2005 Kenya exported 522 products, about a half of the nearly 1100 products exported by Korea. These products were associated with around 28000 potential bilateral flows for Kenya and nearly 59000 potential flows for Korea, again a ratio of about a half. However, the number of actual bilateral flows was around 2400 for Kenya and nearly 25000 for Korea. Thus, the number of actual bilateral export flows of Kenya was less than one tenth of that of Korea. Note that the data used in this exercise are different from those in Brenton and Newfarmer (2007). Here we use a longer time series at the cost of a small number of products and fewer importing countries due to lower coverage of the data in earlier years.